



QUALITY ARCHITECTURAL

DECORATIVE MAILBOXES

NATURAL STONE ADDRESS PLAQUES

LIGHTED ADDRESS PLAQUES





RidgeStone™ Address Plaque System

- Made with real crushed stone and resin.
- Rich stone textured background with polished stone border.
- UV and weather resistant, with color throughout material.
- Large 4" raised polymer numbers with textured finish.
- Three styles: Serpentine (12-7/8" x 7-3/4"), Oval (13-1/4" x 7-1/8") or Rectangle (13-1/2" x 7").
- Colors: sandstone or slate (grey).
- Easy to install, system includes: stone plaque, raised numbers (two each, 0-9), mounting hardware, and number layout template.



Serpentine, 12-7/8" x 7-3/4":
sandstone (RIG-4913), slate (RIG-4916)



Rich stone texture.



Attractive retail box.



Rectangle, 13-1/2" x 7":
sandstone (RIG-4912), slate (RIG-4915)



Oval, 13-1/4" x 7-1/8":
sandstone (RIG-4911), slate (RIG-4914)

Solid Granite Address

- Made with solid granite.
- Deeply engraved numbers.
- Four styles to choose from.
- Granite colors: Autumn Leaf Natural, Black Polished, Emerald Green Polished, Five Color Natural, Multi-Color Slate, Quartzite Natural, Sand Granite Polished, White Granite Natural.
- Number colors: Black, White, Mocha, Gold.



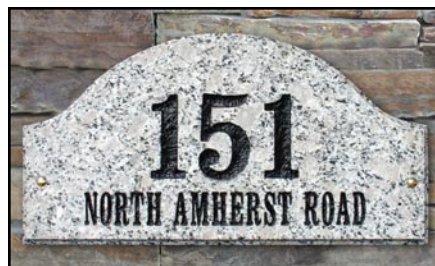
Wexford Vertical (WEX-4719)
4" x 19"
(4 digit)



Executive Rectangle (EXE-4702), 13" x 7"



Executive Rectangle (EXE-4702), 13" x 7"



Ridgecrest Arch (RID-4703), 15" x 7-3/4"



Rockport Oval (ROC-4701), 15" x 7"

Store Display

A store display is available to help you sell our plaques. Please call for details.



Solid wood display board with granite plaques!

Granite Colors

Number Colors





Store Display

A store display is available to help you sell our plaques. Please call for details.



* Standard model (LTS-1300) comes with vinyl numbers only.



Edgewood™ Transformers

The Edgewood™ can be attached to your existing low-voltage doorbell transformer. If required, two transformer models are available: plug-in or j-box.



Plug-in (FPS-2018)



J-Box (FTC-1224Q)

The Edgewood™ Lighted Address

Made of cast aluminum, the Edgewood™ is an elegant way to display a home address. These low-voltage fixtures come in 4 styles and 5 finish options with matching raised cast aluminum numbers*. Visible at over 100 feet away, the Edgewood™ provides fast and accurate address identification for guests, deliveries, and emergency vehicles. Patents #US D444,503 and #US D461,847.



Oval (LTO-1302)
14-1/2" x 10-1/2" x 2"
(holds up to five 4" cast numbers)



Standard (LTS-1300)*
13-1/2" x 7-1/2" x 2-1/2"
(holds up to five 3" vinyl numbers)

Vertical (LTV-1303)
7-3/4" x 17-1/2" x 2-1/2"
(holds up to three 4" cast numbers
or up to five vinyl numbers)



Large (LTL-1301)
13-3/4" x 8-7/8" x 2-1/2"
(holds up to five 4" cast numbers)

Frame Finishes



French Bronze



Oil Rub Bronze



Antique Copper



Black



Pewter

The Edgewood™ Classic Lighted Address


Finally, an attractive, high quality lighted address plaque at an economy price. The Edgewood™ Classic is designed to maximize your home's curb appeal, while keeping a lid on costs.

- Visible at over 100 feet away, day or night.
- Easy to install, attaches to existing doorbell system.
- Raised numbers and mounting hardware included.
- Inexpensive to run (low voltage 12/18V).
- Patent #US D444,503.
- Dimensions: 13-3/4" x 8-7/8" x 2-1/4"



Edgewood™ Classic (LTP-1304):
Black, weather resistant
high impact frame.

LOW VOLTAGE



Attractive retail box.



Deep beveled frame with rich textured surface and raised numbers.



www.qualarc.com



Bayside™ Estate Lighted Address

Refined and elegantly modern, this aluminum address will match any exterior décor. The Bayside™ provides fast and accurate address identification for guests, deliveries, and emergency vehicles. With large 6 inch numbers, this low-voltage fixture is visible at over 100 feet away day or night.

- Black powder coat finish.

- Aluminum frame won't rust or rot.
- Tough, high impact acrylic lens.
- Includes mounting hardware and up to five 6 inch vinyl numbers.
- Visible from over 100 feet away.
- Low voltage, inexpensive to run.
- Easy to install, attaches to existing doorbell system.
- Dimensions: 13-1/2" x 8-1/2" x 2-1/2"



Manchester® with matching newspaper box in brick column.

Manchester® with matching address plaque in stucco column (inset).

The Manchester®

This decorative cast aluminum mailbox insert can be matched with an optional newspaper box or address plaque. It features a tough powder coat finish in three different colors. The doors are sealed against the weather. A black masonry box is included for column or wall mounting. Faceplate: 11" x 14" x 1-3/4"; Box: 8-1/2" x 11-1/2" x 15".



Plain in bronze (MAN-1400).



Scroll in black, gold highlights (MAN-1401).



Fleur-de-lis in antique copper (MAN-1402).


Finishes



Bronze



Black



Antique Copper

Security Option

Add security to your Manchester® by installing a chute that drops your mail out of reach of unwanted hands (see website for scale drawing). The mail drops down to a locking rear door for easy collection. The chute is made of 16 gauge powder coated steel and includes a separate compartment for outgoing mail. The newspaper box is not available with this option. (LLCOL)




Rear Door

Matching cast aluminum address plaque with 3" brass numbers. 11" x 6-1/2". (ADD-1410)



Newspaper box: aluminum frame with black masonry box. Frame: 11" x 9-1/4". Insert: 9" x 7" x 15-3/4". (NEW-1415)



Steel masonry flag with bracket allows use of a flag on masonry columns (LLFM).



QualArc, Inc.
11300 Trade Center Dr., Ste. A
Rancho Cordova, CA 95742
1-888-800-0153 • Fax 916-635-0228
www.qualarc.com

