

4B+ Standard Horizontal Mailboxes



3621FL
21 Front Loading
A doors (20 usable)



3628FL
28 Front Loading
A doors (27 usable)



3635FL
35 Front Loading
A doors (34 usable)



#3614FL's displayed

4B+ STANDARD HORIZONTAL MAILBOXES FRONT OR REAR LOADING

USPS or PRIVATE
access access

Made entirely of aluminum, Salsbury 3600 series U.S.P.S. approved 4B+ standard horizontal mailboxes are available in units with standard A doors and larger B doors. Units with standard A doors are available 3, 4 or 5 doors wide and 5, 6 or 7 doors high. Units with larger B doors are available 2 doors wide and 5, 6 or 7 doors high. Each aluminum door includes a five (5) pin cylinder cam lock with two (2) keys and a 2" W x 5/8" H clear plastic card holder (card included) to identify the tenant's name and/or box number. The mailbox compartments are made of sheet aluminum. Custom engraved placards (#3667) are available as an option upon request. 4B+ standard horizontal mailboxes are ideal for apartments, condominiums, commercial buildings, colleges and schools and many other applications.

If Front Loading:

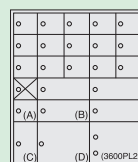
Door panel swings on a continuous hinge. One mailbox opening is required for a master postal or commercial lock and cannot be used for mail distribution. Units include factory installed 3/4" W x 1/4" D trim and a solid rear cover.

If Rear Loading:

Mailboxes can be used for either U.S.P.S. access (master postal lock not required) or private access (master commercial lock not required). All openings are usable. Units include factory installed 3/4" W x 1/4" D trim and a removable rear cover.

4B+ CUSTOM HORIZONTAL MAILBOXES See pages 12-13

- Custom finishes
- Larger door sizes
- Parcel lockers
- Custom configurations
- Alternative locking systems
- Collection units

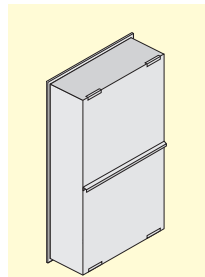




3614FL
14 Front Loading
B doors (13 usable)



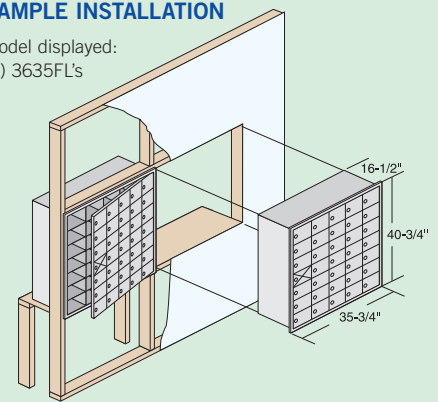
**Sample Rear Loading
(RL) Unit**



Rear Loading unit with
removable rear cover displayed

SAMPLE INSTALLATION

Model displayed:
(2) 3635FL's



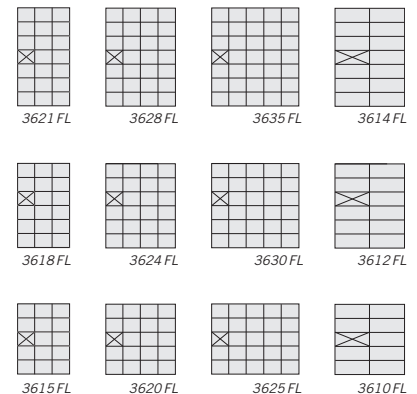
Note: For U.S.P.S. serviced installations, the tenant locks in the top row of mailboxes must be no more than 67" above the finished floor and the bottom of the lowest row must be no less than 28" above the finished floor.

4B+ STANDARD HORIZONTAL MAILBOXES - FRONT OR REAR LOADING - U.S.P.S. APPROVED

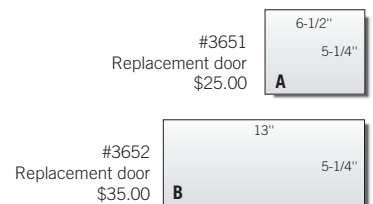
MODEL	DESCRIPTION	UNIT SIZE - FL and RL (includes trim)	WEIGHT	PRICE
7 DOORS HIGH				
3621 ^{1,2}	21 A Doors (20 usable on FL)	22-3/4" W x 40-3/4" H x 16-1/2" D	70 lbs.	\$735.00
3628 ^{1,2}	28 A Doors (27 usable on FL)	29-1/4" W x 40-3/4" H x 16-1/2" D	85 lbs.	\$980.00
3635 ^{1,2}	35 A Doors (34 usable on FL)	35-3/4" W x 40-3/4" H x 16-1/2" D	100 lbs.	\$1,225.00
3614 ^{1,2}	14 B Doors (13 usable on FL)	29-1/4" W x 40-3/4" H x 16-1/2" D	85 lbs.	\$770.00
6 DOORS HIGH				
3618 ^{1,2}	18 A Doors (17 usable on FL)	22-3/4" W x 35-1/4" H x 16-1/2" D	60 lbs.	\$630.00
3624 ^{1,2}	24 A Doors (23 usable on FL)	29-1/4" W x 35-1/4" H x 16-1/2" D	75 lbs.	\$840.00
3630 ^{1,2}	30 A Doors (29 usable on FL)	35-3/4" W x 35-1/4" H x 16-1/2" D	90 lbs.	\$1,050.00
3612 ^{1,2}	12 B Doors (11 usable on FL)	29-1/4" W x 35-1/4" H x 16-1/2" D	75 lbs.	\$660.00
5 DOORS HIGH				
3615 ^{1,2}	15 A Doors (14 usable on FL)	22-3/4" W x 29-3/4" H x 16-1/2" D	55 lbs.	\$525.00
3620 ^{1,2}	20 A Doors (19 usable on FL)	29-1/4" W x 29-3/4" H x 16-1/2" D	65 lbs.	\$700.00
3625 ^{1,2}	25 A Doors (24 usable on FL)	35-3/4" W x 29-3/4" H x 16-1/2" D	75 lbs.	\$875.00
3610 ^{1,2}	10 B Doors (9 usable on FL)	29-1/4" W x 29-3/4" H x 16-1/2" D	65 lbs.	\$550.00
3675	Master commercial lock - for front loading mailbox unit - with (2) keys - if for private access			\$25.00
3686	Combination lock - 3 digit spring latch - additional per door - for installations not serviced by the U.S.P.S.			\$8.00
3690	Lock - standard replacement for 3600 series doors - with (2) keys			\$5.00
3699	Key blanks - for standard 3600 series locks - box of (50)			\$25.00
1 Specify - front loading (FL) or rear loading (RL)				
2 Specify - U.S.P.S. access or private access (order master commercial lock #3675 - on front loading units only)				

Note: On front loading horizontal mailboxes, one opening per unit is required for a master postal or commercial lock and cannot be used for mail distribution. On rear loading units, all openings are usable.

STANDARD FRONT LOADING (FL) CONFIGURATIONS



3600 Series Door Sizes



CUSTOM ENGRAVED PLACARDS (#3667)

2" W x 5/8" H custom engraved self-adhesive placards are available as an option upon request. \$3.00



4B+ STANDARD HORIZONTAL MAILBOX OPTIONS

OPTIONS

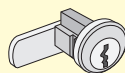
- Master commercial lock - when front loading units are for private access with (2) keys (#3675 - \$25.00)
- Card holder - clear plastic - card and metal insert included (#3697 - \$3.00)
- Self-adhesive numbers - sheets of (100) (#3695 - \$15.00)
- 4B+ Master door security retrofit kit (#3696 - \$50.00)

DOOR AND COMPARTMENT IDENTIFICATION

Each mailbox door includes a 2" W x 5/8" H clear plastic card holder to identify the tenant's name and/or box number. Self-adhesive numbers (1-3000 available) are supplied upon request with a standard order. Custom identification systems are available as an option upon request. Label Holders (#1070 - \$30.00 - page 67) neatly organize and identify the front/rear of the mailbox compartments and are available as an option upon request.

LOCKS

- Each mailbox door includes a five (5) pin cylinder cam lock with two (2) keys (1,000 different key changes).
- Additional keys per lock when ordering (#3698 - \$2.00)
- Key blanks - box of (50) (#3699 - \$25.00)



#3690
Lock for 3600 series
\$5.00



#3698
Additional keys for
#3690
\$2.00 per key