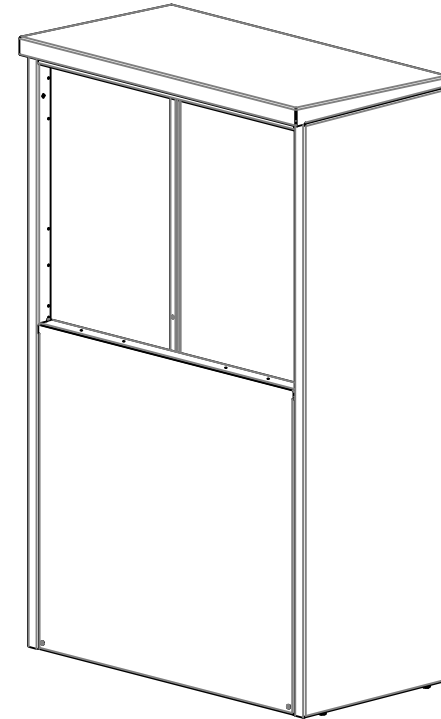
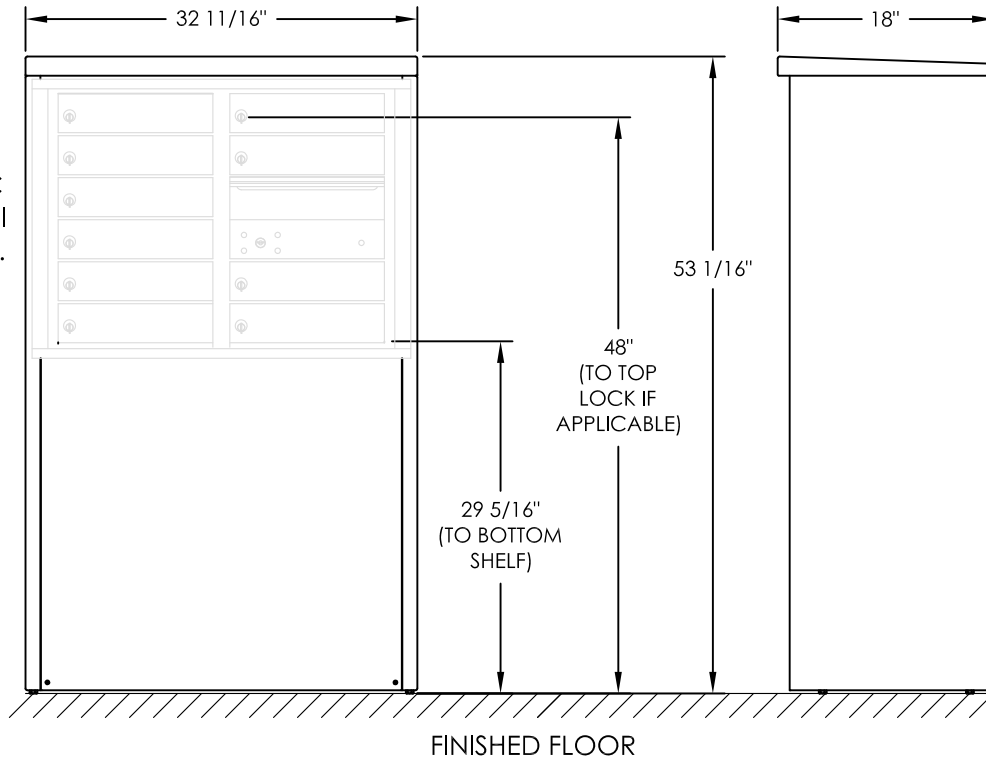


versatile™ 4C Depot, DEP06D

Shown with 4C  
for dimensional  
reference only.

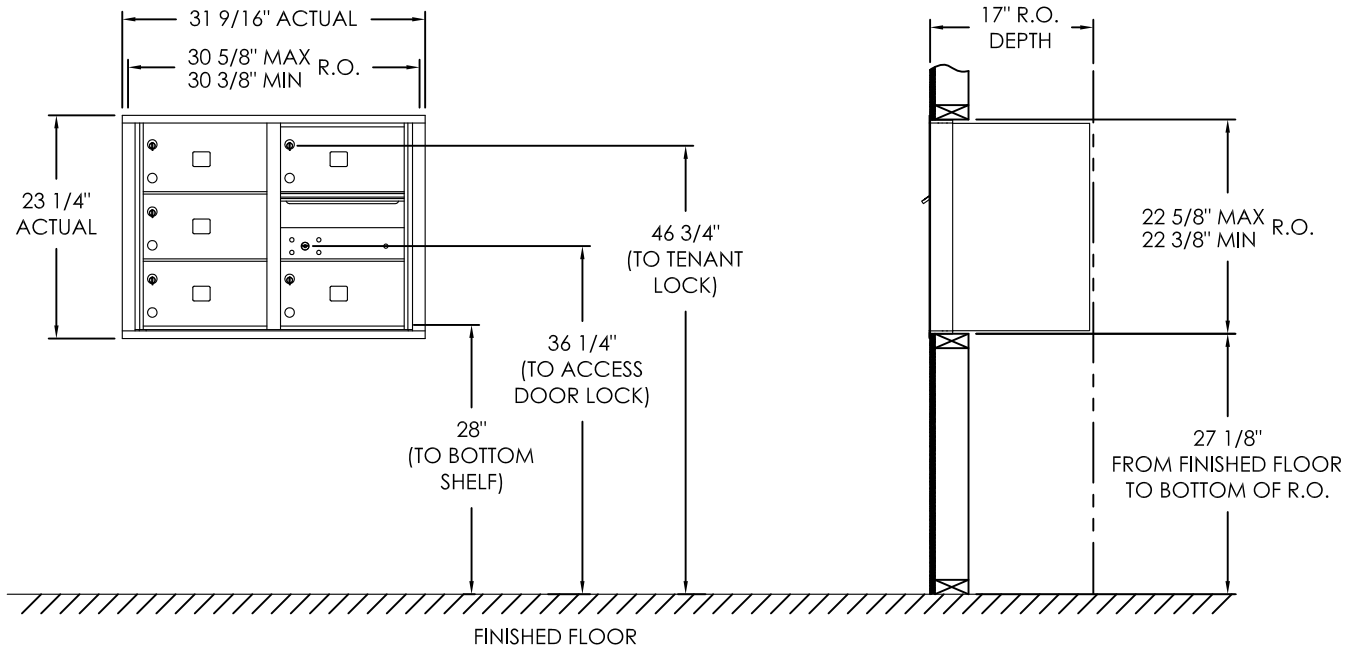


NOTES:

1. Depot cabinet design ensures compliance with USPS STD-4C mailbox installation regulations.
2. Accommodates all 4C front-loading double-column 6-High modules.
3. Depot cabinet assembled complete in factory.
4. Depot ships complete with 4C front-loading module installed.
5. May be installed outside or inside - see foundation specification details in installation manual.

PRODUCT SERIES: VERSATILE™ 4C DEPOT	
MODEL DEP06D	REV -
SCALE 1:16	LAST REV DATE 10/6/2020
DRAWING NUMBER DEP06DCS	DRAWN BY NBC

# versatile™ 4C Mailbox, 4C06D-05X



## COMPARTMENT CHART

DESCRIPTION	COMPARTMENT	COMPARTMENT SIZE	QTY.
MAILBOX	MB2	6-1/2" H x 12" W x 15" D	5
OUTGOING MAIL	OM2	6-1/2" H x 12" W x 15" D	1

### Notes:

- This module meets the USPS STD-4C requirements for installation defined below when the mailbox is installed per the dimensions provided on this drawing.
  - At least one customer compartment shall be positioned less than 48" above finished floor (AFF).
  - No parcel locker (interior bottom shelf) shall be positioned less than 15" AFF.
  - No patron (tenant) lock shall be positioned more than 67" AFF.
  - No customer compartment (interior bottom shelf) shall be positioned less than 28" AFF.
  - The USPS Arrow lock shall be positioned 36"- 48" AFF.
- This 4C mailbox can also be used for private applications.
- The rough opening width for multi-unit 4C installations is provided using the Florence configurator: [www.florencemailboxes.com/configurator](http://www.florencemailboxes.com/configurator).

PRODUCT SERIES: VERSATILE™ 4C FRONT LOAD MAILBOX

MODEL	4C06D-05X	REV	D
SCALE	NONE	LAST REV DATE	06/28/19
DRAWING NUMBER	4C06D-05XCS	DRAWN BY	RAK